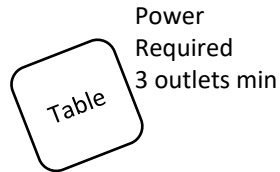
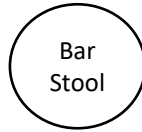
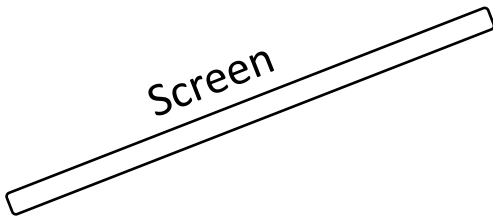


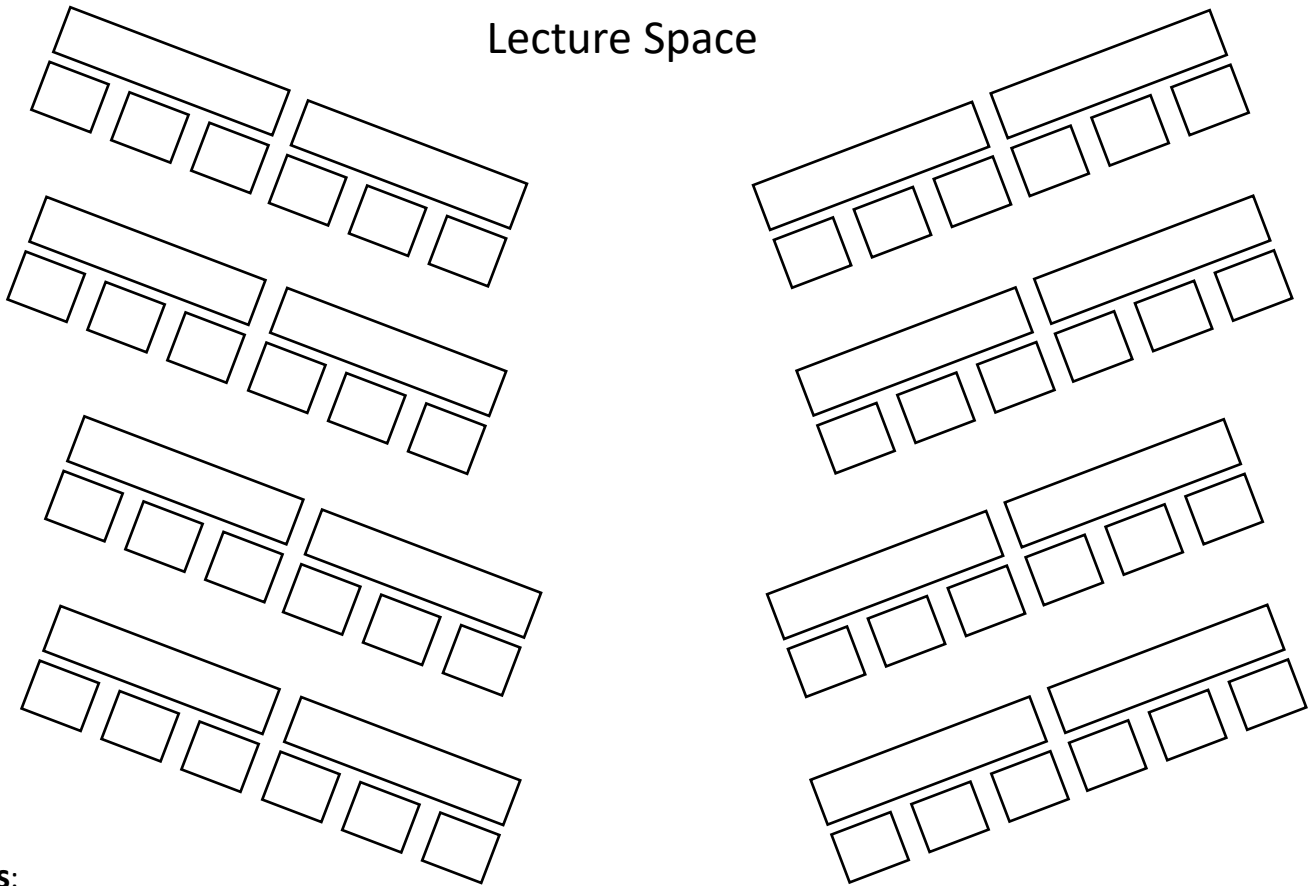
FRONT

Flip Chart or Whiteboard



Training Room Layout YRL-101-ILT YRL-201-ILT

Lecture Space



Notes:

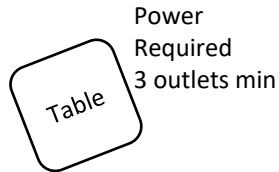
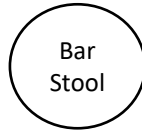
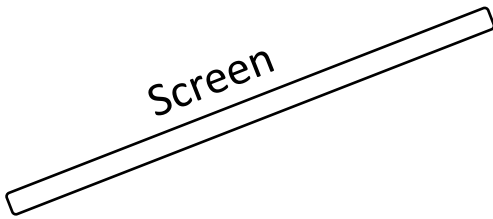
- Typical setup for 24 would be 8 tables / 3 per table. Confirm number of attendees with Lane 972-809-6680.
- Chairs at the back of the room should be in groups of 4 or 5 equal to the number of chairs in front.
- Table for Laptop and Projector only.
- Room needs to be large enough for both a lecture space and training space.
- GEKT provides Projector, speaker, computer and cables.

Room Access and Hotel Staff Requirements:

- Room set up with AV in place 1=hour before class begins. Usually this is done the night before.
- GEKT team must be able to access room by 7:00a on the morning of the training.
- Catering and AV should be available between 7:00a and 7:45a for any required changes or troubleshooting.
- Water in training room or a nearby water station is needed.

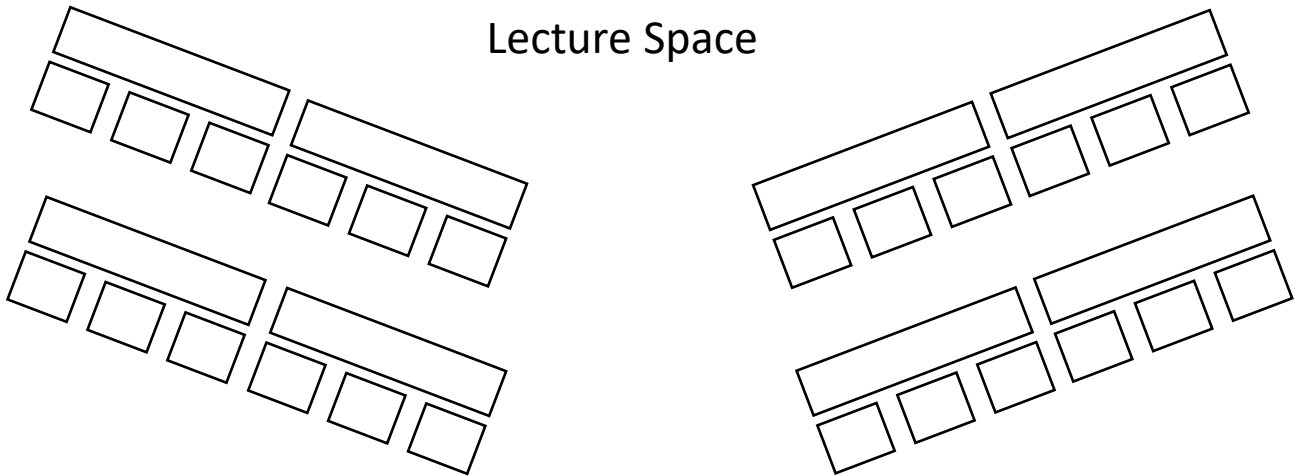
FRONT

Flip Chart or Whiteboard



Training Room Layout YRL-401-ILT

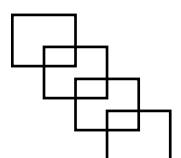
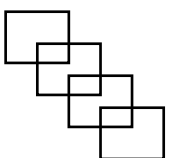
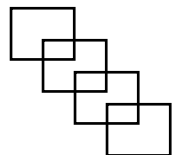
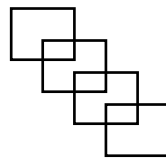
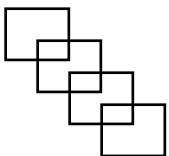
Lecture Space



Notes:

- Typical setup for 24 would be 8 tables / 3 per table. Confirm number of attendees with Lane 972-809-6680.
- Chairs at the back of the room should be in groups of 4 or 5 equal to the number of chairs in front.
- Table for Laptop and Projector only.
- Room needs to be large enough for both a lecture space and training space.
- GEKT provides Projector, speaker, computer and cables.

Training Space



Room Access and Hotel Staff Requirements:

- Room set up with AV in place 1=hour before class begins. Usually this is done the night before.
- GEKT team must be able to access room by 7:00a on the morning of the training.
- Catering and AV should be available between 7:00a and 7:45a for any required changes or troubleshooting.
- Water in training room or a nearby water station is needed.